

WE KNOW CLEAN™



POWERBOSS THE POWER OF CLEAN **ARMADILLO 10X**

Ride-on vacuum sweeper for very large areas

**72-84 INCH WORKING
WIDTHS AVAILABLE**

**SWEEPING PERFORMANCE
OF UP TO 217,800 ft²/h**

**SWEEPING SYSTEM WITH
FULLY HYDRAULIC DRIVE**



PowerBoss Armadillo 10X Sweepers are our high-performance vacuum sweepers for heavy-duty applications. These machines are fully hydraulic and provide a cleaning performance of up to 217,800 ft²/h. The 10X, in particular, can be equipped with up to two side brooms to achieve a working width of 84 inches. Working on inclines of up to 16% is no problem at all for this sweeper. PowerBoss Armadillo is a highly efficient machine that provides maximum working comfort and is a showpiece of excellent workmanship.

- **Dual-speed sweeping system**
- **Spark-arresting silencer**
- **Water-cooled diesel or LPG engine**
- **Wet-sweep bypass**
- **Power filter shaker**



Professional sweeping results - for challenging applications

PowerBoss Armadillo reliably deals with even extra-large amounts of dirt and particularly demanding working environments. When equipped with two side brooms, the 10X's working width is 84 in. This sweeper collects dirt and debris and moves it into the 30 cu ft-capacity (which equates to approx. 2,000 lbs) dirt hopper made of robust sheet steel. The 64-in high dump system enables easy emptying.



Large debris hopper capacity - Unique System

PowerBoss Armadillo combines its particularly large capacity dirt hopper with our unique Rotary-Trash-Relocator system (RTR system), which provides both extremely long running times per operation and superior economic efficiency. The RTR system briefly rotates the hopper forward, which can increase the filling capacity by up to 50%, depending on the type of dirt and debris.

Four-stage dust filter system:

- Stage 1: Suction system with a collection tray at the main broom
- Stage 2: Pre-filter eliminates dust before it reaches the panel filter
- Stage 3: Efficient synthetic panel filter
- Stage 4: Powerful filter-cleaning motor

- Robust and easy-to-change retractable side broom.
- Extra-large, multi-level dirt hopper with high dump and RTR system.
- Powerful filter shaker.
- Hydraulic front brakes. Additional standard equipment: a mechanical parking brake.
- Liquid-cooled industrial engine (diesel or LPG).
- Spark-arresting silencer.
- Easy-to-change sweeping unit.

Efficient and economical in- and outdoor applications

The vacuum sweeper PowerBoss Armadillo is your perfect choice when it comes to professional cleaning results on large areas. These machines are tailor-made for applications in areas such as:

- Modern production lines
- Metal processing industry
- Foundries
- Breweries
- Beverage industry
- Large warehouses
- Waste industry
- Concrete and cement factories
- Shopping and leisure centres
- Car parks

Special Features Designed with Attention to Detail



Clearly Structured

The driver has a constant overview of all functions. Everything is within easy reach on the user-friendly operating panel.



Practical Feature

The robust sheet-steel debris hopper can be lifted to a dumping height of up to 64 in.



Climbing Ability

Thanks to Power Climb™, PowerBoss's Armadillo is capable of climbing high curbs and inclines of up to 16% - in sweeping mode and with a fully loaded hopper.



Even more productive and efficient:

The right broom is available as a standard to increase the machine's cleaning performance. Using a second broom (option) increases the sweeping width to (up to) 84" - for even more efficient working.



Comfortable and robust:

PowerFlex™, the rear suspension - as used in the automotive sector - minimises vibrations for the driver and ensures a long service life of the machine.




Highest levels of economic efficiency:

The large 158 gallon capacity debris hopper ensures long operating times and efficient working.



Comfortable maintenance

PowerSwing™ enables 360° access to both the engine and hydraulic system. For reduced downtimes and increased productivity.



No-tools quick-change filter for easy, routine maintenance.

Equipped with a dual dust filter and four-stage dust filtration system as a standard.

Kubota Engine Feature Comparison

Power | Reliability

ENGINE ATTRIBUTE	POWERBOSS® WITH KUBOTA	TENNANT® WITH MITSUBISHI®	KUBOTA® ADVANTAGE
Engine Valve Timing Mechanism - Coordination of motion of pistons and valves	Internally geared camshaft. Lubricated and protected from dirt and designed for the life of the engine.	External timing belt. Exposed to dirty application conditions that can compromise belt life. Periodic replacement is required, or there is a risk of catastrophic failure.	Higher reliability and uptime. Reduced maintenance. No risk of catastrophic damage to valves due to timing belt failure. Designed to run reliably in tough industrial applications.
Potential for Pistons to Contact Valves -Interference Design	Due to internal lubricated camshaft gears have minimal risk of valvetrain timing failure.	If timing belt slips or breaks, extensive damage to the valves, cylinder head, pistons, crankshaft, and bearings may occur, resulting in expensive repairs.	Virtually no risk of unplanned and expensive engine down time and repair due to timing issues.
Engine Head and Block Material -	Cast iron block and head with comparable thermal expansion rates reducing stress on head gaskets and cylinder head bolts.	Cast iron block with aluminum cylinder head have differing thermal expansion rates, placing greater stress on the head gasket.	A Kubota design cast iron cylinder head mated to the cast iron cylinder block is better suited to industrial applications for long-term durability. Whereas typical automotive-based engine designs are optimized for higher maximum power output, reduced weight, and minimal production cost (aluminum head/cast iron block). Kubota's use of common materials between the cylinder head and block reduces stresses in the gasketed joints resulting in long-life. This minimizes the likelihood of random head gasket failures and associated downtime in high hour usage applications.
Crankshaft Bearings and Cylinder Block	High capacity crankshaft bearings and cylinder block designed for diesel engine loads for long life.	Crankshaft bearings and block optimized for lighter duty automotive usage of gasoline.	Kubota main bearings are more heavy duty in design since they are based on the diesel platform; this provides greater reliability and longer life. More rigid engine structure on engine block (since borrowed from diesel) results in less radiated noise and vibration.
Parts and Service Availability	World renowned for their reliability and for their parts and service network when needed.	Limited support network, but does not carry the same reliability nor service access reputation.	Well established quality reputation and service network to stand behind their products.

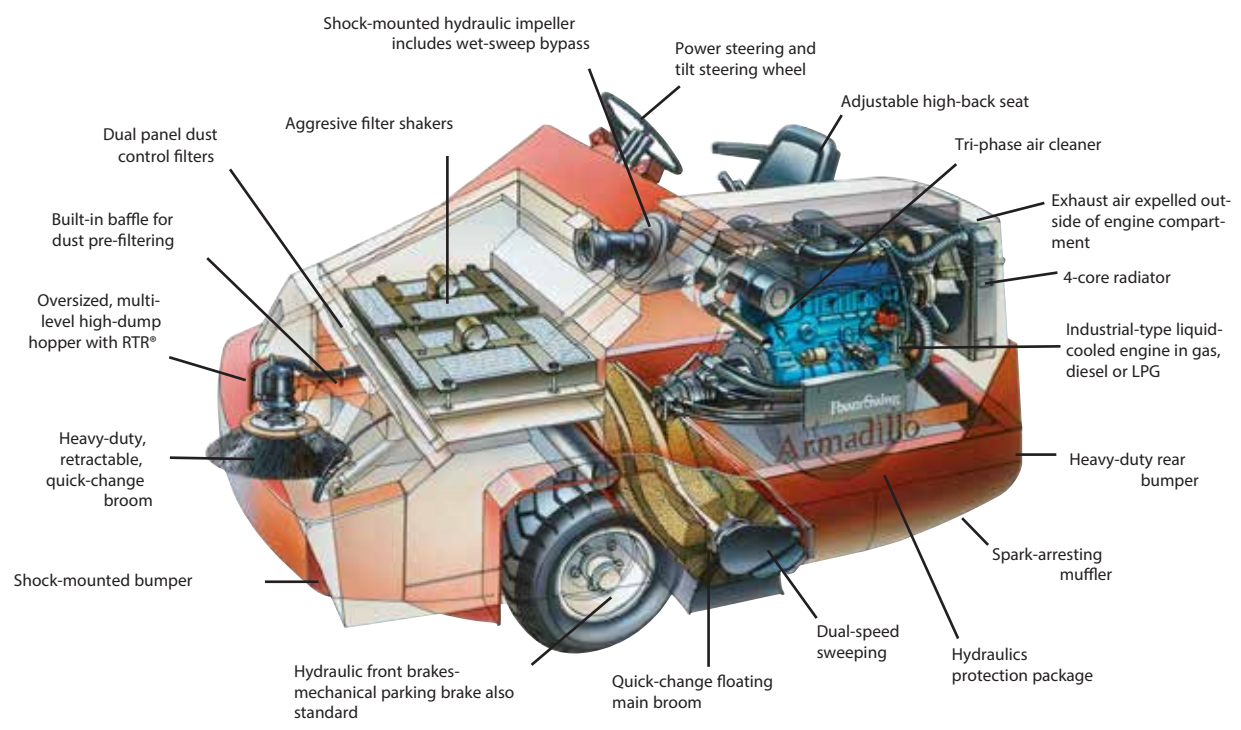
Technical Data ARMADILLO 10X AT A GLANCE

FEATURE	SPECIFICATION
Productivity	217,800 sq ft per hour
Dimensions & Weight	
Length	105.88 inches
Width	68 inches
w/ Overhead Guards	81 inches
w/ Cab	81 inches
Height	53.38 inches
Weight	4,575 lbs
Minimum U-Turn	115 inches

SWEEPING SYSTEM	SPECIFICATION
Sweep Path	72/84 inches
Main Broom	56 inches
Side Broom	26 inches
Second Side Broom	Optional
Hopper Type	High Dump
Hopper Volume	30 cu ft
Hopper Load Capacity	2,000 lbs
Dust Control	180 sq ft
High Dump	64 inches
RTR (Rotary Trast Relocation)	Yes
Fuel Type(s)	Gasoline LPG & Diesel
Engine Make	Kubota








OPTIONAL SILICA DUST
HEPA FILTRATION 



A FAMILY COMPANY SINCE 1967



WE KNOW CLEAN™

 EQUIPMENT  PARTS  RENTALS  SERVICE  SUPPLIES

SWEEPERLAND.COM

Corporate Headquarters | 4713 Gettysburg Road | Mechanicsburg, PA 17055
Contact Us Today: 1-800-626-7835